

Advanced
Usui Reiki
Master

Levels 7 & 8



Love Inspiration & Maitri Foundation

A Master Level Course For
Those Wishing To Become An
Advanced Usui Reiki Master

ADVANCED USUI REIKI MASTER
LEVELS 7 & 8



Love Inspiration

Learn • Heal • Awaken

FOR THE INFINITE BENEFIT OF ALL

May all beings be liberated from suffering.



ADVANCED USUI REIKI MASTER
LEVELS 7 & 8

Please ensure that before you begin this Advanced Usui Reiki Master course you:

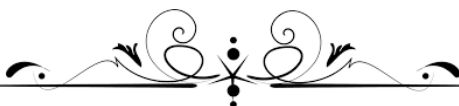
- 1) Have completed either of the [Ascension Pathway](#) ebooks:
 - a) The Unified Pathway To Light (Master Level) OR
 - b) The Pathway To Light (Volume 4)
- 2) Have completed the Advanced Usui Reiki Levels 4, 5 and 6.
- 3) Have allowed yourself 8 weeks from your Advanced Usui Reiki Level 6 attunement before commencing the Master Level 7.
- 4) Have allowed yourself a minimum of 21 days from the completion of:
 - any [Ascension Pathway](#) attunement and/or
 - any Love Inspiration [ebook](#) (eg. Divine Light, Kundalini Reiki etc)

(Note that here in this point, the completion of an ebook means you have completed the whole ebook including all attunements, waiting times and compulsory daily / self healing practices, whereas the completion of an attunement means you have completed the attunement and not necessarily any waiting times or associated practices.)
- 5) Have activated (unlocked) the Advanced Usui Reiki Master Level 7 & 8 energies and attunements using the activation code & instructions on the next page.

***Once you have unlocked the energies, you are ready to begin.
With love, we wish you well on your Advanced Usui Reiki Master journey!***

If you have not already done so, please feel free to do any or all of the following in order to help you on your Usui Reiki journey:

- [Sign up for free monthly Ascension Healing \(sent on the 11th of the month\)](#)
 - [Join the Love Inspiration Community Facebook page](#)
- [Download the Love Inspiration Handbook as an accompaniment to this ebook](#)
 - [Sign up for an Ascension Healing Booster](#)



ADVANCED USUI REIKI MASTER LEVELS 7 & 8

ACTIVATING (UNLOCKING) THE ADVANCED USUI REIKI MASTER LEVEL 7 & 8 ENERGIES:

Before opening up to these beautiful Advanced Usui Reiki Master Level 7 & 8 energies, it is very important that you firstly activate or 'unlock' the energies and attunements in this ebook. Once this is completed, you will then be ready to begin the Advanced Usui Reiki Master course!

The activation is a very simple process, done by yourself, using a specially embedded activation code to 'unlock' the energies in this ebook. The four step process is outlined below and should only take you around five minutes or so to complete.

(For more information about the activation codes or the activation process - please visit our [Activation Codes FAQ's](#)).



■ 1) Preparation:

Please sit or lie down, whichever is more comfortable for you, and ensure that you will not be disturbed for at least 5 minutes or so. Perhaps you wish to play some soothing or relaxing music, light some candles or burn some incense to create a nice ambience.

■ 2) Invocation:

Invoke the activation ('unlocking') by placing your hands together, fingertips touching in prayer position and saying the following:



“With infinite grace, I ask humbly and clearly to activate the energies and attunements for Advanced Usui Reiki Master Levels 7 & 8. With the unique activation code 4947031 may this be so. May this activation benefit all beings. Thankyou, thankyou, thankyou.”

■ 3) Receiving:

If you wish to, you can now just sit for a few minutes as the energies are unlocked for you. After this period of time, as you feel ready, you may wish to give thanks. The activation is now complete!

■ 4) Understanding:

Once you have completed your activation, we ask that you now read through - [“Activation Codes and Suggested Timeframes”](#). This will only take around a minute or so and will help you to receive the maximum benefits from all of these healing energies, attunements and practices. After this, you are now ready to begin opening up and receiving these beautiful Advanced Usui Reiki Master energies! May you enjoy these with much love & light and with an intention to benefit all beings.



ADVANCED USUI REIKI MASTER LEVELS 7 & 8

FOREWORD:

It is with much love and light that we welcome you to the Advanced Usui Reiki Master levels and it is with a sense of joy & excitement that we share these beautiful Master Level energies with you here!

At this stage of the Reiki journey, having walked through the Ascension Pathways, completing either the Unified Pathway To Light (Master Level) or the Pathway To Light (Volume 4), you are now ready to open up and start receiving these beautiful Advanced Usui Reiki Master Level energies with much love & light.

As it was explained to us by The Collective, these Master levels will help to 'unlock a new dimension' for your Reiki practice as you are guided towards more purity, love & expansion!

As with all of the Advanced Usui Reiki levels, the new healing practices being introduced here are very simple & easy to integrate into your existing practices and will help you to bring a new range of 'higher frequencies' into your personal meditations & healing sessions, for the absolute and infinite benefit of all.

As part of these teachings, it is important for us to again re-iterate the importance of completing the Ascension Pathway prerequisites before receiving these Master Level energies. The Ascension Pathways help to form the energetic foundations for these new energies and they will help to enhance the flow of the Advanced Usui Reiki healing energies from within you.

Also, as you start to progress into these higher levels, you will also be able to receive the Ascension Pathway energies and the Advanced Usui Reiki Master Level energies in conjunction with one another, should you wish to. So for example, you will see here that there is a 3 month waiting timeframe in between the Level 7 & 8 attunements and if you wish, this time can be spent receiving more Ascension Pathway attunements & energies on your journey forward towards the light.

Above all, we hope that you will enjoy these Advanced Usui Reiki Master Levels and may these beautiful healing energies help to bring much love, light and happiness to the infinite all!

With Love Inspired Blessings,

**LOVE INSPIRATION &
MAITRI FOUNDATION**



ADVANCED USUI REIKI MASTER
LEVELS 7 & 8

CONTENTS:

Content	Page
Dedication	II
Activation Note	III
Activating (Unlocking) The Advanced Usui Reiki Master Level	IV
Foreword	V
Contents	VI
Advanced Usui Reiki Master Levels - A Brief Overview	VII
Welcome To Advanced Usui Reiki Master Level 7 - Usui Blue Thunder	
1. Introducing Usui Blue Thunder	3
2. Instructions For Receiving Your Attunement	4
3. The Usui Blue Thunder Self Healing Practices	6
4. The Usui Blue Thunder Healing Others Practices	13
5. Additional Insights	15
Welcome To Advanced Usui Reiki Master Level 8 - Usui Golden Dome	
1. Introducing Usui Golden Dome	20
2. Instructions For Receiving Your Attunement	21
3. The Usui Golden Dome Healing Practices	22
4. The Syon Cleanse Series	27
5. Final Comments	28



GET THE MOST CURRENT VERSION OF THE ADVANCED USUI REIKI MASTER EBOOK!

Please note that this ebook is updated as further information comes to light, therefore before you begin, and periodically throughout this ebook if you wish, please [visit our website](#) to check you have the most current version. The version number and date are listed in the bottom right hand corner of each page of the book and only the version on our website will always be the most current.

ADVANCED USUI REIKI MASTER LEVELS 7 & 8

ADVANCED USUI REIKI MASTER LEVELS - A BRIEF OVERVIEW:



To receive these Advanced Usui Reiki teachings is truly a great blessing however before we start this course, we kindly ask that you please ensure that you have completed the necessary Ascension Pathway prerequisites. These prerequisites will help you to lay the necessary foundations for these Master Level energies and will help to enhance the flow of energies from within you also.

Normally, for most energy based healing systems, the Master Level introduces a series of very significant and profound healing energies into the practitioner's consciousness which can be felt at a very deep level. This then helps your energetic vibration to be raised significantly and your healing abilities to be heightened.

We are delighted to share here that these Advanced Usui Reiki Master Levels are no different! To start with, the Level 7 teachings will gently and very subtly guide you towards deep healing and purification. These are a very gentle but sophisticated set of energies that can help you to energetically transform at the most subtlest of levels. The Level 8 energies then will then add a very dynamic and expansive feeling into your practices as you are guided to radiate and shine for all!

The healing practices themselves are again very simple and easy to learn. The healing practices for the Level 7 teachings can be completed within around 10 - 15 minutes and as part of this, The Collective have suggested a minimum of 3 - 5 days self healing practice with a suggested digestion timeframe of at least 3 months (although we would also like to suggest continuing your self healing practices throughout this period as you feel guided to).

If you wish to, you can also choose to use this 3 month waiting timeframe to continue furthering your progress into your Ascension Pathways i.e. in preparation for moving into the Advanced Usui Reiki Master Teacher Level.

After the 3 month waiting timeframe, you are now invited to receive the Level 8 Usui Golden Dome energies. And here, these beautiful healing frequencies will help to bring a very expansive and dynamic set of energies into your Reiki practice so that your consciousness can be expanded and purified at a very deep level.

In this way, we can see that the very subtle feelings of Level 7 are complemented by the very expansive and dynamic energies of Level 8 as you are guided to feel and experience these two different types of energy here in this course.

After completing your Level 8 attunement, the Collective have suggested an energetic digestion and assimilation period of 3 - 6 months so with this, you will be able to again return to your Ascension Pathway journey in preparation for the Advanced Usui Reiki Master Teacher Level. Again, it is recommended that you continue doing the Usui Golden Done during this 3 - 6 months to ensure that you continue to purify very deeply with these new energies.

For now, we sincerely hope that you will enjoy opening up to this wonderfully expansive and enriching series of Advanced Usui Reiki Master energies. May they expand your consciousness into a Master Level state of awareness for the infinite benefit of all!



ADVANCED USUI REIKI MASTER

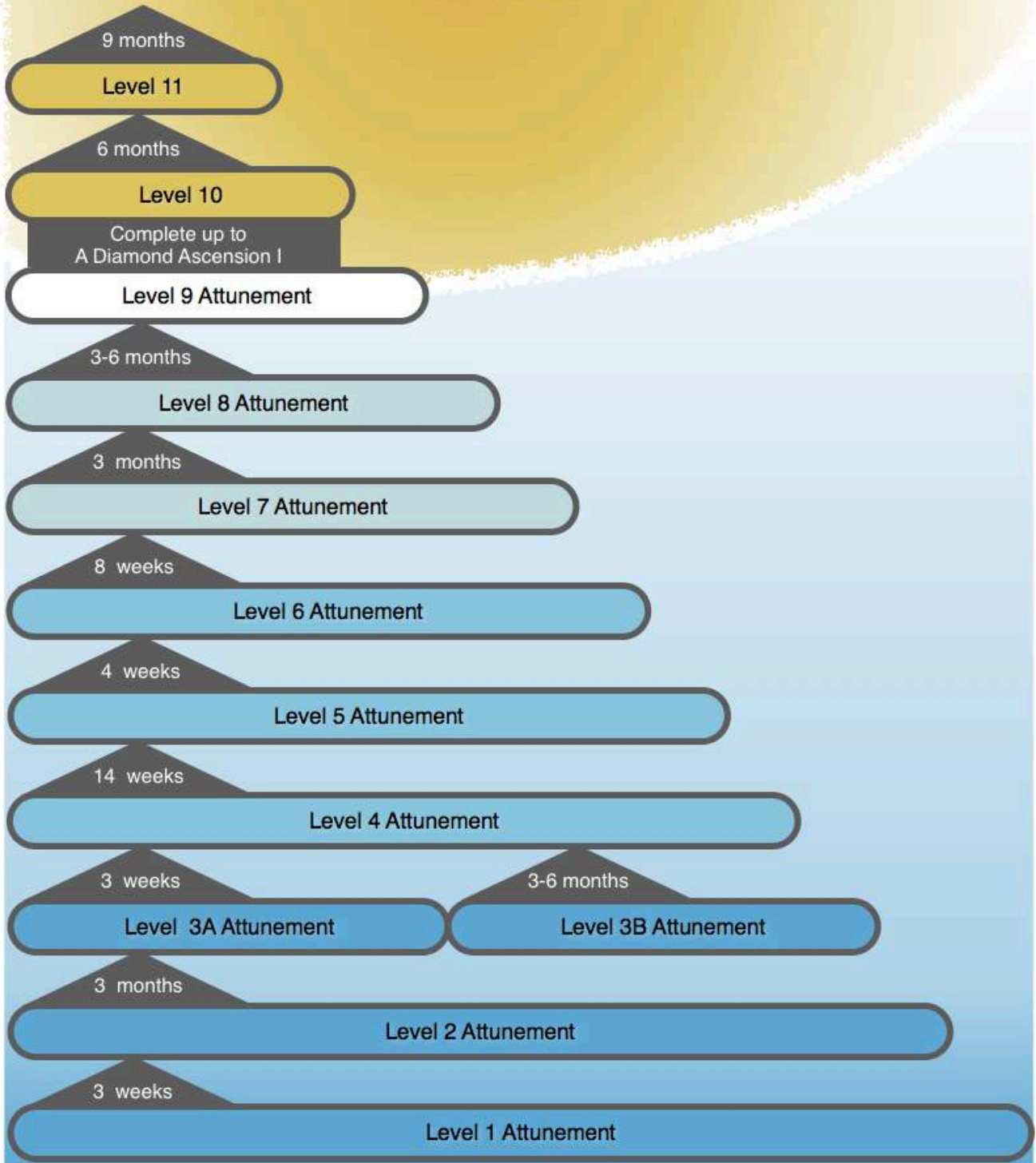
LEVELS 7 & 8

An outline Of the Love Inspiration Usui Reiki Healing System:

<h3>The Love Inspiration Usui Reiki Healing System</h3>			
Ebook	Level	Information	Completion Timeframe
Usui Reiki	Level 1	Hands on Healing Practices	21 days * Suggested min practice 21 days
	Level 2	Advanced Healing	3 months * Suggested min practice 21 days
	Level 3a	Master Healer	21 days * Suggested min practice 21 days
N/A	Level	Master Teacher	Not offered by Love Inspiration
Advanced Usui Reiki	Level 4	<u>Ishyo</u> : Consolidation & Expansion of Usui Reiki Energies	14 weeks * Suggested min practice 21 days
	Level 5	<u>Kotoko</u> : Energies To Help Ease 'The Healing Crisis'	4 weeks * Suggested min practice 14 days
	Level 6	<u>Rokaito</u> : An Influx Of New Light & Healing	8 weeks * Suggested min practice 3 days
Advanced Usui Reiki Master	Level 7	Usui Blue Thunder: Significant Expansion in Consciousness	3 months * Suggested min practice 3 - 5
	Level 8	Usui Golden Dome: The Flowering Of Pure Consciousness	3 - 6 months * Suggested min practice 3 days
Advanced Usui Reiki Master Teacher	Level 9	<u>Kohito</u> : Expansion & Consolidation Of All Reiki Practices (Including How To Give Attunements)	1 - 3 months * Suggested min practice 30 days
Usui Reiki Gold	Level 10	<u>Diamond Reiki Gold</u> : The Diamond Layer Of Usui Reiki	15 months
	Level 11	<u>Diamond Reiki Gold Infinity</u> : The Ascended Diamond Layer Of Usui Reiki	6 months
	Level 12	<u>Usui Reiki Gold Master+</u> : The Master Plus Level Of Usui Reiki Gold	11 months

Minimum Timeframes Between Levels 1 - 12 For The Love Inspiration Usui Reiki Healing System

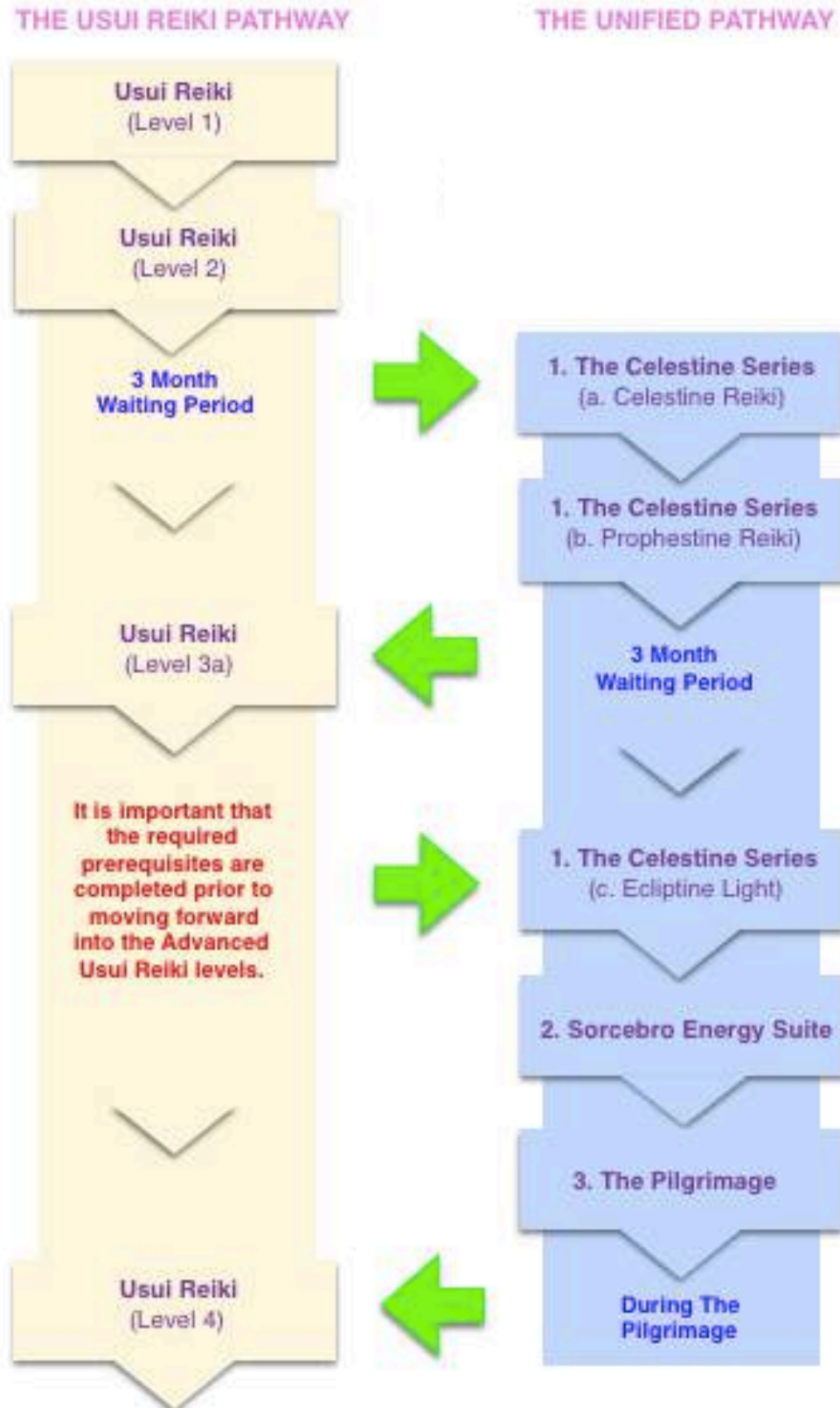
Level 12



ADVANCED USUI REIKI MASTER
LEVELS 7 & 8

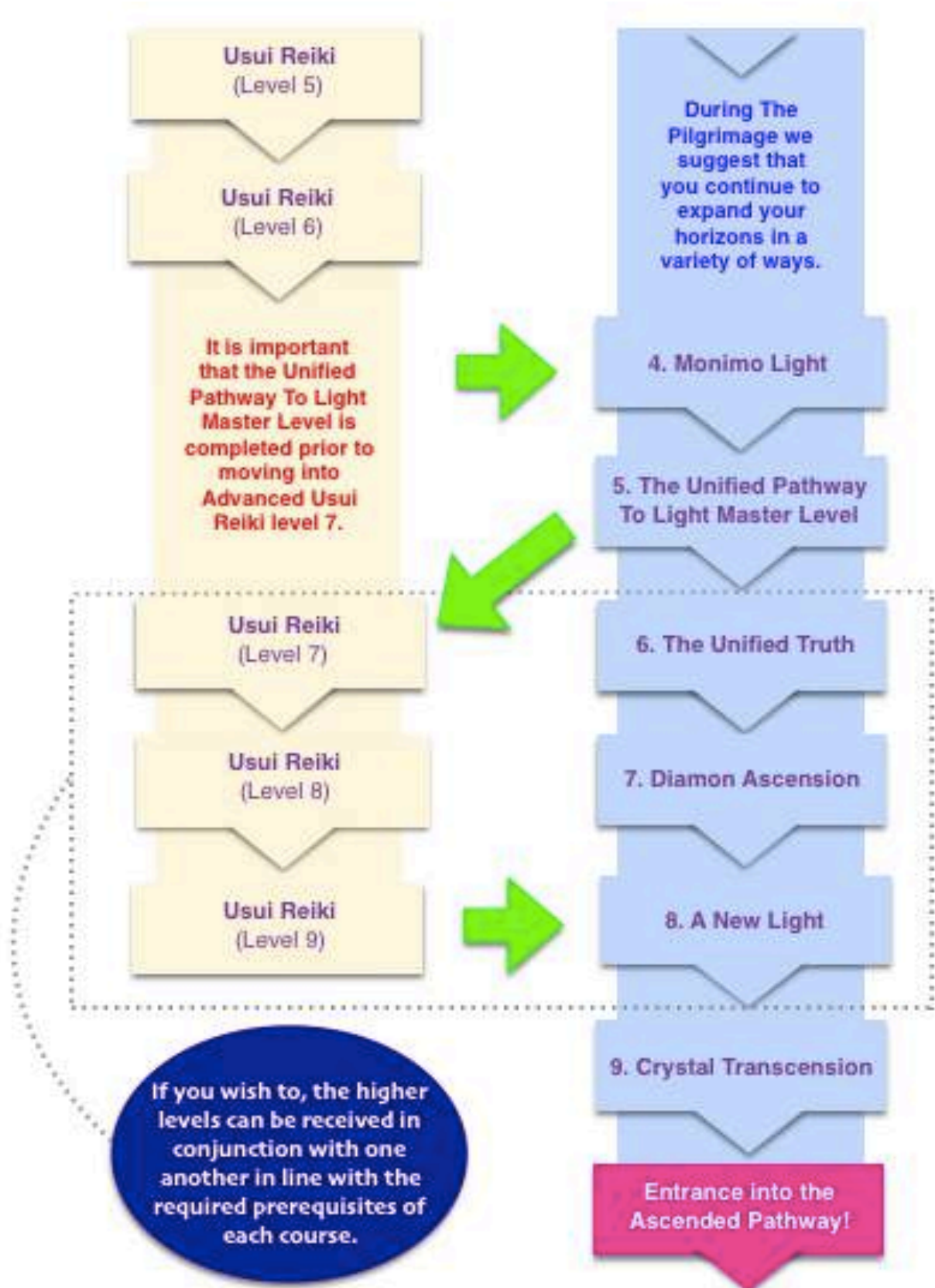
THE QUICKEST USUI REIKI LEARNING PATHWAY

This diagram shows the 'quickest' way to move through the Usui Reiki energies which is by choosing [The Unified Pathway To Light](#) Ascension Pathway. Please note that this is not the ONLY way; it is merely the quickest. It is possible to complete the Usui Reiki energies with the [Pathway To Light](#) Ascension Pathway, it just takes a little longer (and is not shown in this diagram).



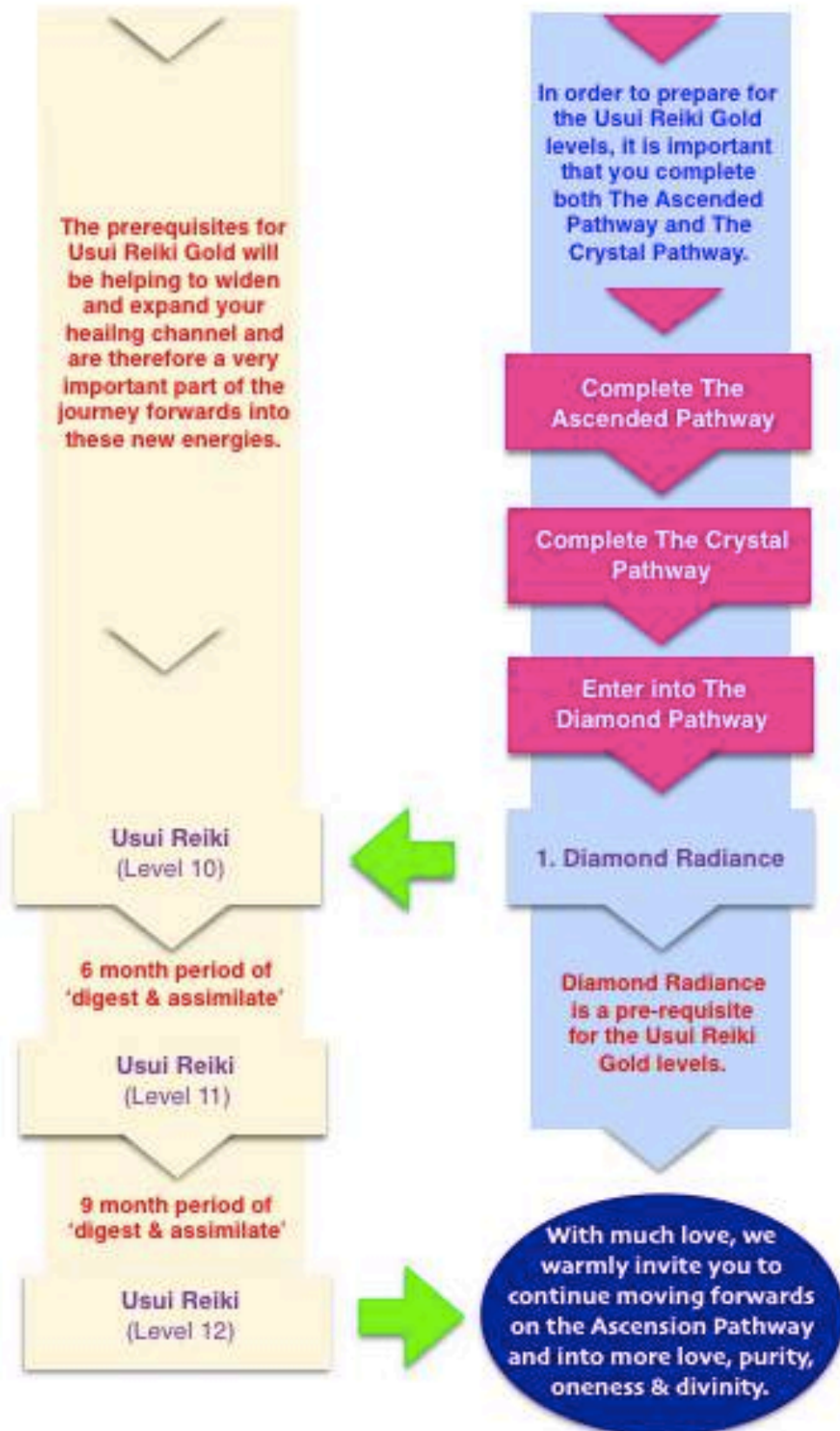
THE QUICKEST USUI REIKI LEARNING PATHWAY

(CONTINUED)



THE QUICKEST USUI REIKI LEARNING PATHWAY

(CONTINUED)



Welcome to
Advanced Usui
Reiki Master



Level 7
Usui Blue Thunder

ADVANCED USUI REIKI MASTER
LEVELS 7 & 8



Love Inspiration
Learn • Heal • Awaken

ADVANCED USUI REIKI MASTER
LEVEL SEVEN - USUI BLUE THUNDER



CONTENTS:

Content	Page
1. Introducing Usui Blue Thunder	3
2. Instructions For Receiving Your Attunement	4
3. The Usui Blue Thunder Self Healing Practices	6
4. The Usui Blue Thunder Healing Others Practices	13
5. Additional Insights	15
5. Final Comments	17

ADVANCED USUI REIKI MASTER

LEVELS 7 & 8

1. INTRODUCING USUI BLUE THUNDER:

With much love & light we welcome you to the first of these Advanced Usui Reiki Master levels - Usui Blue Thunder. At this first Master Level, you will be gaining access to a very wonderful and transformational set of healing energies which will help to bring about a truly wondrous uplift in your energetic vibration.

As you open up to these new healing energies of Usui Blue Thunder, you will also notice that you are being guided towards connecting with the energies in a slightly different way.

For most of you, this will require a slight adjustment in the way that you open up to these new healing energies however we are sure that with love, you will very quickly adjust as you connect with these 'higher frequencies' for the benefit of all!

And as an interesting introductory point, it was explained by the Collective that the Usui Blue Thunder energies embody much of Dr Mikao Usui's own 'frequency'. So for those of you who have always wished to feel a strong and deep connection with 'Usui Sensei', it is here that you are now able to receive this most wonderful blessing!



Let us now share some of the introductory words received from The Collective to help explain the nature of these Usui Blue Thunder healing energies:



“Bridging on the depth of a new plane of energy, Level 7 moves us further towards a more love filled and expansive Reiki practice.



Up until now, the Levels 1 - 6 that you have received have been at a level of high energy exchange; meaning that the energetic changes at each level have been strong and high in frequency.

Now at this Level 7 phase, the energy exchange taking place is of a more subtle nature - bringing in a new level of energy and softer more 'rounded' understanding of the suite of Usui Reiki practices.”



One important point that we wish to highlight from this message is the idea that the Usui Blue Thunder energies are being received at a much more *subtle* level than previous levels.

It is quite possible therefore that you may not get the same 'feelings' from your Usui Blue Thunder practices than what you are perhaps used to. Please know however that whilst the Usui Blue Thunder energies are indeed very subtle by nature, this does not mean that the energies are less effective in any way!

ADVANCED USUI REIKI MASTER

LEVELS 7 & 8

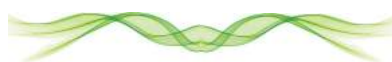


These very subtle healing frequencies are a very important part of the Advanced Usui Reiki Master Level practices and will be helping you to do healing work on a very deep and subtle layer of your consciousness.



They are also a very important prequel to the Usui Golden Dome attunement and practices and they are indeed helping you to lay a very important set of foundations which will help the Usui Golden Dome energies to platform from.

For now, we hope that you will enjoy opening up to these beautiful energies of Usui Blue Thunder and may they help to bring about a beautiful and divinely wondrous blossoming within your consciousness.



2. INSTRUCTIONS FOR RECEIVING YOUR ATTUNEMENT:

As we've just mentioned above, the Usui Blue Thunder energies work at a very subtle 'higher frequency' and as such, you may feel this attunement in a slightly different way from other attunements. As with all attunements, regardless of what is being felt at the time, it is always your intention which lays the foundations for receiving the healing and attuning energies!

It is with much love and light that we offer you this Usui Blue Thunder attunement and we truly hope that these energies will help you on your upwards journey towards love, joy and purity!

NOTE: Before receiving your attunement, please ensure that you have activated (unlocked) the Advanced Usui Reiki Master Level 7 & 8 energies and attunements prior to commencing.

The activation / unlocking process is a simple 5 minute process which unlocks the energies & attunements and gives you access to them. Once you have unlocked the energies, this means that all the Advanced Usui Reiki Master Level 7 & 8 energies and attunements have been activated specifically for you. You are therefore then ready to continue your Advanced Usui Reiki Master journey by working through this ebook, at your own pace and receiving the energies as you feel guided.

If you have not yet activated / unlocked the Advanced Usui Reiki Master Level 7 & 8 energies for yourself, you may do this by following the instructions on Page IV of this ebook.



Once you have activated (unlocked) the energies for the Advanced Usui Reiki Master levels, you are now able to receive both of these attunements, starting with this Level 7 attunement - Usui Blue Thunder.



Please have a quick read through the instructions here to re-acquaint yourself with the attunement process and when you feel ready to receive your attunement, please be sure to open up, relax and receive these beautiful energies with love, gratitude and for the benefit of all!

We hope you have a wonderful attunement!

■ **1. Preparation:**

Sit or lie down, whichever is more comfortable for you, ensuring that you will not be disturbed for at least 20 minutes. Perhaps you wish to play some soothing or relaxing music, light some candles or burn some incense to create a nice ambience.



■ **2. Invoke the Level 7 attunement:**

Invoke the Usui Blue Thunder attunement by placing the hands together, fingertips touching in prayer position whilst saying the following:



“With my deepest love & gratitude, I open up to receiving the attunement for Usui Blue Thunder. May these expansive and transformational energies help me to evolve closer to purity, love & light so that I may better serve the collective consciousness. Thankyou, thankyou, thankyou.”

Now your attunement will commence and will take around 10 - 15 minutes to finish so please allow for around 20 minutes or so.

Again, you may wish to either time yourself here or simply wait until you feel the energy drop off a little bit. (Please note that everyone’s attunement time may be slightly different so always trust your intuition and use as much time as you need).

The energy tends to build over the attunement period with the energy at the end of the attunement being much stronger, so if you don’t feel anything at the beginning, don’t worry – it is still working!



■ **3. Closing the attunement:**

As always, it is good practice to close our attunement with love and gratitude. You may wish to say something like:



“With love and gratitude I offer my sincerest thanks for receiving these Usui Blue Thunder energies. May you continue to shower down your love, light & wisdom for my healing pathway forwards so that I can continue to help all beings. Thankyou, Thankyou, Thankyou.”



*You have now completed your
Level 7 attunement!
Congratulations!*



3. THE USUI BLUE THUNDER SELF HEALING PRACTICES:

As we've mentioned previously, the self-healing practices for Usui Blue Thunder are a little different to that of previous levels. Up until this point i.e. from Level 2 through to Level 6, we have introduced you to a variety of new symbols in order to help you connect with the new energies for each level.

You have been guided to connecting with these new symbols through a variety of self-healing practices which has helped to ensure that you open up to receiving & assimilating these new healing energies for each level of learning.


So here at this Advanced Usui Reiki Master Level, the format now changes just a little bit with the main difference being how the self healing practices are completed.

To start with, we will be introducing you to two new symbols which will become a very necessary part of the initial Usui Blue Thunder self healing practices. These new symbols at this level however are not like the other symbols that you have learnt to date as these symbols will only need to be opened up to for 21 days and do not require practice or even use after this period.

To help explain this a little more, let us now share the information which was received by The Collective about the Usui Blue Thunder healing practices:



ADVANCED USUI REIKI MASTER
LEVELS 7 & 8




“There are two parts to Level 7 : a) & b) and both require self healing / symbol practice for 7 - 14 days. At this level, Dr Mikao Usui asks us to be patient as these energies do take some time to manifest.


Part a) Amchyō. Symbol is to be inserted into Heart Chakra 3 - 4 times per day for 7 days. The next day, the part b) practice can be started. Insert the symbol Ipyō into the Third Eye Chakra twice per day for 7 - 14 days.

Once completed, the energies from part a) & b) merge together, around day 28, bringing an emergence of new Reiki energy - called Blue Thunder. From day 28 onwards, Blue Thunder may be activated on the self, perhaps with 3 - 5 days practice, then after this, the Usui Blue Thunder may be used on others.

Usui Blue Thunder brings a whole new dimension to your Reiki healing practices. For example, if Levels 1 - 3 were one dimensional, Levels 4 - 6 two dimensional, then Level 7 opens the third dimension in this healing system.




To activate Usui Blue Thunder, simply call upon its sacred name ‘Usui Blue Thunder’ three times. There is no symbol at this level; just the sacred name.



Usui Blue Thunder works by bringing in immense healing frequencies into the recipient and expanding their consciousness. We trust you understand that this is no small feat and that the energies required to bring about such changes are steeped in the deepest purity.

Usui Blue Thunder received its name from The Collective’s idea that like thunder, these energies rumble and roll throughout the body, working their expansive form in the energy centres as required.

Due to this thunder-like nature, Usui Blue Thunder can be intended or tapped into any of the chakras knowing that it will continue to ‘roll’ around the body doing the work.



There is not much more to be said about Usui Blue Thunder other than for you to try and trust the energies - and for you to use them, as always, for the greatest good of all beings.

May Usui Blue Thunder bring expansion to all those whose consciousness seeks it and may it begin the pathway to higher ascension for all.

Miyo and The Collective”





ADVANCED USUI REIKI MASTER
LEVELS 7 & 8

We feel that it is important to again re-iterate here that the healing energies from each of these two symbols (Amchyō & Ipyō) will be consolidated into 'Usui Blue Thunder' and therefore, the energies from the symbols will now become available to you through the 'Usui Blue Thunder' practices i.e. you can now simply say the 'Usui Blue Thunder' sacred name three times.



We understand that this may be a new concept for you to digest here but with love in your heart, and with much divine assistance, we are sure that this new information will be assimilated quickly into your consciousness. And in order to help make things a little easier for the self healing practices at this level, we have provided you with a basic summary table below:

	Part A (Amchyō)	7 days	<i>28 days - Usui Blue Thunder is now activated</i>
	Part B (Ipyō)	7 - 14 days	
	Rest	7 - 14 days	
	Self Healing	3 - 5 days	
	Rest or further optional practices using Usui Blue Thunder	2 months	
<i>After 3 months from the L7 attunement, L8 can be commenced</i>			

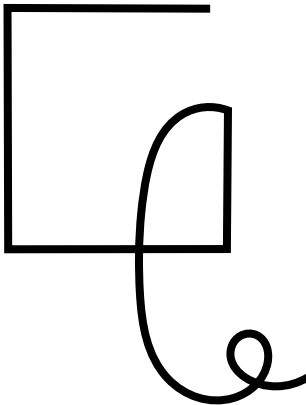


1. Part A (7 days)

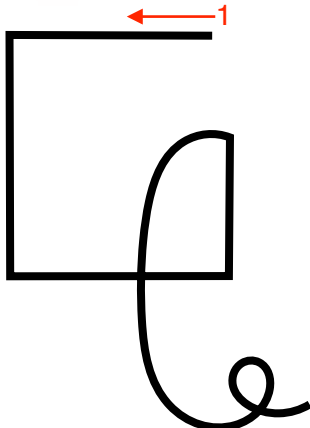
From the date of your attunement i.e. day 1, please complete 7 days of symbol practices with the symbol Amchyō. Please place Amchyō into your Heart Chakra 3 - 4 times per day, for 10 - 12 minutes each time for this seven consecutive day period before moving into the part B practices.

AMCHYO

(Pronounced Am - chee - yo)



AMCHYO



HOW TO DRAW AMCHYO

ADVANCED USUI REIKI MASTER
LEVELS 7 & 8

2. Part B (7 - 14 days)

After you have finished the part A practices, you are now ready to start your part B symbol practice i.e. on day 8. And here, you have a choice whether you wish to complete 7, 8, 9, 10, 11, 12, 13 or 14 days of symbol practices (as you feel guided).

It would be our humble suggestion here, if you have time, that you complete the full 14 days as this will allow for the energies to build more effectively during this time. As always though, please allow your intuitive guidance system to show you the way forwards!



On each day you complete the symbol practice, please place the Ipyo symbol into the Third Eye Chakra twice per day, for 7 - 8 minutes each time.

Once you have finished these practices you are then able to move into the [rest and digest](#) phase before you can **access the Usui Blue Thunder on day 28** (from the date of your attunement). More information is given on these timings in the next section.

IPYO
(Pronounced I - pee - yo)

The diagram illustrates the IPYO symbol and provides a guide on how to draw it. On the left, the symbol is shown as a stylized 'E' with a curved top and bottom, enclosed within a semi-circle on the right side. Below it is the label 'IPYO'. On the right, the same symbol is shown with a red arrow labeled '1' pointing to the top horizontal line, indicating the starting point for drawing. Below it is the label 'HOW TO DRAW IPYO'.



3. Rest & Digest (7 - 14 days)



Depending on how long you have completed your Ipyo symbol practices for, you will now need a period of rest & digest. For example, if you have done 7 days of Ipyo symbol practice, you will need to rest for 14 days. If you have done 14 days of Ipyo symbol practice, you will need to rest for 7 days. i.e.

- 7 days (Amchyō) + 7 days (Ipyō) + 14 days rest = 28 days i.e. Usui Blue Thunder is now activated!
- 7 days (Amchyō) + 14 days (Ipyō) + 7 days rest = 28 days i.e. Usui Blue Thunder is now activated!



As we understand it, this rest & digest period allows the energies of Amchyō & Ipyō to merge and melt together to bring about the 'Usui Blue Thunder' energies, which become available to you from day 28 onwards.

And as we've mentioned previously, **it is no longer necessary to work with either Amchyō or Ipyō in any of your healing practices from the completion of part B**. The energies from each of these symbols is now accessed & invoked as part of the Usui Blue Thunder meditation & healing practices.

4. Usui Blue Thunder Self Healing Practices (3 - 5 days)

As with all of the Reiki levels, The Collective have suggested that some self healing practices be completed as part of Usui Blue Thunder. In this case, they have recommended that a minimum of 3 - 5 days of practice be done to help you assimilate these energies into your consciousness. After this time of 'self healing', you are then able to share these Usui Blue Thunder energies with others.

And as we've mentioned previously, the Usui Blue Thunder energies are invoked very simply by calling on the sacred name 'Usui Blue Thunder' - three times. You may wish to call on the sacred name either silently in your mind or out loud, should you wish to.

As a prequel to the invocation, The Collective have also suggested that the intention be set as widely and as wisely as possible. During Gerry's self healing practices, she received the following suggestion for how to set her intention for & invoke the Usui Blue Thunder self healing practices:



***“With the intention of benefitting all, I ask to activate the Usui Blue Thunder energies. May they echo through the infinite consciousness for the betterment of all humanity.
Usui Blue Thunder, Usui Blue Thunder, Usui Blue Thunder.
Thankyou, Thankyou, Thankyou.”***



If this intention & invocation resonates with you, you are welcome to use it or alternatively come up with something of your own that feels right for you. We share this information with much love and with the wish that it helps you to connect with these energies in a more expansive, beautiful & love filled way, for the absolute and infinite benefit of all!

ADVANCED USUI REIKI MASTER
LEVELS 7 & 8

After setting your intention (if you have not included the invocation as in the above example), you are now ready to invoke the 'Usui Blue Thunder' energies by saying 'Usui Blue Thunder' three times.

Now you can now sit back and enjoy the Usui Blue Thunder energies as they are received into your energy field! There is nothing else required for you to do, except as always, simply relax, open up and enjoy as the energies flow into you.

Please receive these beautiful energies for as long as you feel necessary for **you**. This is an important message that we wish to share here as you open up to these new Usui Blue Thunder energies.

For some of you, this might mean that you receive healing for 10 - 15 minutes whilst for others, you may wish to connect with these energies for a longer period of time i.e. as the energies build and very subtly 'rumble' throughout your body.



As always, we leave this up to your own intuitive feelings and to what feels right for you.

Lastly, we would also like to reiterate here that that the Usui Blue Thunder energies are working on **very subtle** layers of consciousness so please, especially as you start out with these Usui Blue Thunder practices, do have some patience with these energies!

We sincerely hope that these Usui Blue Thunder energies will help to bring about a beautiful inner transformation so that you can gain many new realisations & understandings for your pathway forwards. And may you radiate these outward for all to benefit from!



5. Rest or further optional practices using Usui Blue Thunder (2 months)

After completing the self healing practices (minimum of 3 - 5 days), you have two choices for the two month (or so) period before beginning Level 8:

- ★ Rest
- ★ Further practice with the Usui Blue Thunder energies (self healing and/or healing others)

The Collective have deemed that the 3-5 days of self-healing practice is sufficient, however when Marty and Gerry were doing the practices themselves, they felt very little during their 5 days of self-healing. They instead intuitively decided to continue with the self-healing practices for the two months up until their Level 8 attunement. This extra time completing the self healing practices allowed the energies to build over time, allowed more healing opportunities to be gained and they both each 'felt' more energetically as well.

Of course, after completing your 3-5 days of practice you are also now able to share these Usui Blue Thunder energies with *others* through your normal Reiki healing session format. (We will be providing more information about this in the next section). So this is an option for you also during this 2 month period if you wish, to help the continued transformation process to unfold.


Overall, from their own experience, Marty and Gerry would strongly recommend that you take this two month period to continue using these energies in your self healing practice. (Marty and Gerry connected with the energies once per day for varying timeframes, anywhere from 10 - 50 minutes). This two months can be a very significant time of healing and growth and are of course a wonderful approach to the Usui Golden Dome attunement, energies & healing practices.

However you wish to connect with these energies, we sincerely hope that your practice is filled with abundance, love, altruism & peace! And following this two month practice, experience and digestion period, The Collective have recommended you can now progress into the the Usui Golden Dome attunement. As they explained:

"As the energies at this level [Usui Golden Dome] are a significant step up, it is recommended to leave approximately 3 months before beginning Level 8 (from the attunement day)."

And finally, as part of these Usui Blue Thunder practices, we would also suggest that you continue calling on the energies of Kotoko in conjunction with the Usui Blue Thunder in order to help reduce any healing crisis that may take place. We suggest this to you with a deep sense of compassion in order to help prevent any un-necessary suffering that may arise from these healing energies.

In the next section then, we will be providing you with all the necessary information about how you can use these beautiful Usui Blue Thunder energies in your healing session format for others so that they too can feel the expansion and love that emanates from these very subtle 'higher frequencies'.



4. THE USUI BLUE THUNDER HEALING OTHERS PRACTICES:

At this point of your Reiki journey, you have gained access to a wide variety of healing tools that can be used in your healing sessions for others. Starting with the imperative and indispensable hands on healing training at Level 1 of Usui Reiki, you have now slowly added a wide range of healing tools and techniques that can now help to heal at a very deep level.

These Usui Blue Thunder healing practices will be another brand new and valuable addition to your divine healing toolbox, being something very easily merged into your healing sessions format.



To help us introduce how you can work with the Usui Blue Thunder energies in your healing sessions, let us now share the information that was received from The Collective:



“The energies of the Usui Blue Thunder will work for as long as the recipient requires, therefore you may wish to wait until the energies drop off. Alternatively a good and perhaps easy practice is to tap or intend the energies into the recipient’s Crown Chakra at the beginning of a session, and let it do its work whilst you continue the healing session.



Usui Blue Thunder is recommended as an all-over treatment rather than for specific ailments, however in saying that, it can be applied to specific areas if required.



Usui Blue Thunder has a deep embodiment of Dr Mikao Usui’s own frequency and is a special development or unique gift from him to us all. After much time working with energies, Dr Usui is delighted to be able to bring through such a complete and expansive healing tool for the infinite benefit of all.”

As you start out with your Usui Blue Thunder practices, we would suggest that you call on the Usui Blue Thunder energies during the beginning of your session as The Collective have suggested, perhaps then in the first quarter of your healing session (i.e. at some stage during your first 1 - 4 hand positions).

This will now open up the Usui Blue Thunder energies so that they can continue working throughout your healing session where they are needed.

As you invoke, intend & project these Usui Blue Thunder energies into the recipient’s energy field, you can now simply relax and go about your healing session as you normally would, knowing that the Usui Blue Thunder energies will go about their beautiful healing work for the best possible healing result of the recipient.



ADVANCED USUI REIKI MASTER LEVELS 7 & 8

In addition to this, as you feel guided, you are also able to call on the Usui Blue Thunder energies for help with 'problem areas' as well i.e. in addition to the 'all purpose' method described above.

In these specific cases, simply invoke the Usui Blue Thunder energies in the same way as you would for self healing and be sure to set your intention wisely for the benefit of all e.g. *"please bring healing & light to the right knee to help the recipient to be free from pain so that they can benefit all beings"*.

Again, please know that the energies being worked with here will always flow to where it is most needed to help with this specific problem and will always help to uplift the relevant energetic frequencies that are connected with this issue that you have asked to help heal.

These energies are highly intelligent and will always respond to your intention so again, we urge you to set your intention wisely to benefit all beings.

We truly hope that you will enjoy introducing these Usui Blue Thunder energies into your healing sessions and may they help you to bring about immeasurable benefit for the collective consciousness!



5. ADDITIONAL INSIGHTS:

As Marty and Gerry themselves were doing the Usui Blue Thunder self-healing practices, especially within the first 5 days, they found that there were times where they were not able to 'feel' much of the subtle healing taking place. Comforted by the fact that Dr Mikao Usui had explained to be patient, they persevered with their practices and continued with these for the remaining weeks following up to their Level 8 attunement.

What they observed during this three month period of Usui Blue Thunder was indeed a very important yet extremely subtle transformation taking place from within. ***However, the results of this healing work really only became noticeable to them as they progressed into the Usui Golden Dome practices where the energies were felt more expansively.***

For it was here, after connecting with the Usui Golden Dome healing practices, that they then understood more about the important role that the Usui Blue Thunder energies play. As mentioned previously, it seems that Usui Blue Thunder lays the necessary energetic foundations for the Usui Golden Dome to then 'springboard' from through the Level 8 teachings.

Marty and Gerry therefore felt it was important to share this information as a way of re-iterating Dr Mikao Usui's comments about having patience with these Usui Blue Thunder energies! Even if you are not feeling anything throughout these Usui Blue Thunder practices, they are doing more than we can possibly realise!



ADVANCED USUI REIKI MASTER LEVELS 7 & 8

Another observation made during their self healing practices was that the Usui Blue Thunder energies also seemed to respond very directly with the kind of intentions being set. This is something that you can have a play around with in your own practice to see how this feels for you.

For example, for those of you who have completed our Level 3a Usui Reiki training, we introduced you to the idea of 'shining for all'. The key idea here of course is that as our intention widens and becomes closer towards altruism.

*The energies themselves seem to magnify,
intensify and become stronger
in direct proportion to our intention.*

During the Advanced Usui Reiki training, this concept was again reinforced and now, at this Advanced Usui Reiki Master Level, we would like to invite you here to really bring this 'benefitting all' intention into the forefront of your practice!

We most humbly and lovingly suggest to start introducing these expansive kinds of intentions when connecting with these Usui Blue Thunder energies and gauge the energetic vibrational response for yourself.


Perhaps you would like to ask yourself some internal questions as you go about connecting with these healing practices. Perhaps questions like:

- ♥ How do the energies feel when you shift your intention?
- ♥ How can you expand your intention further?
- ♥ How can you truly connect with these energies for the benefit of all?



Another important point that we would like to elaborate on here is the idea that we are now being guided to connect with these Usui Blue Thunder practices through the saying of a sacred name. Up until this point on the Usui Reiki journey, we have been connecting with a sacred name AND we have also been given a symbol that we can visualise or connect with in our meditation and healing format.

Here at this level, there is no symbol to visualise; no image to connect with through the meditation practices or healing work. And as such, Marty and Gerry would like to share some of their own insights into these slightly different practices.



ADVANCED USUI REIKI MASTER

LEVELS 7 & 8

To start with, during the first weeks of self healing practices with the Usui Blue Thunder energies, Gerry saw these energies manifest as lots of very tiny blue lights shining all throughout her energy field. Like tiny blue lights all over a Christmas tree.

From this, a deeper understanding was gained that these Blue Thunder energies were indeed working on a very subtle level **throughout the individual consciousness**. They also understood that the Usui Blue Thunder energies were helping to 'brighten' and bring more love, light, peace and expansion to all parts of the energy field.

With this understanding, we invite you to perhaps bring a similar visualisation into your practice in order to help connect with this idea. For example, you may wish to imagine that your entire body is glowing with lots of beautiful blue shining lights.

And of course, as you widen your intention to benefit all, you may wish to now imagine or see that these radiant blue lights are now starting to glow, radiate and shine outwards for the benefit of all.

For some of you, you may also wish to continue repeating the sacred name, almost like you would with a mantra, to help maintain your meditative concentration during your practice. Whilst for others, you may wish to simply visualise or remain still in the mind to help you enjoy and bathe in the energetic frequencies being received.

However you wish to connect to these energies, above all - we hope that you will enjoy your practice and be as creative and loving as possible!



From a feelings perspective, as you progress with these practices, you may start to feel the very subtle energies 'rumbling' throughout your body. Perhaps a sense of deep peace or relaxation washes over you just like you would normally experience in your Reiki meditation however now, maybe this is being felt at a slightly deeper level.

Perhaps you can feel this rumbling or vibrational murmur of the Usui Blue Thunder energies as they uplift certain areas of your body i.e. where energy blockages or disruptions in your energy field may sit. And as you feel these sensations, you rest comfortably in the understanding that these impurities & blockages can now be safely released from your energy field in the coming days ahead.

Whatever the case may be for you, please know that the healing work being done at this level is indeed very important, both in the vibrational healing being done and in preparation for that which is to come in the Usui Golden Dome level.

We truly hope that these energies will help you to feel a beautiful blossoming in your energy and that many new realisations are being brought into your awareness during this time. May you enjoy sharing these energies with others through your healing sessions for the highest possible good of all!



ADVANCED USUI REIKI MASTER
LEVELS 7 & 8

6. FINAL COMMENTS:

With deep love filled blessings we wish to sincerely congratulate you on reaching the completion of this first Advanced Usui Reiki Master Level - Usui Blue Thunder. We trust that you have enjoyed your practices to date and that the wonderful Level 7 energies have brought much preparatory healing and clearing for you, and for the benefit of all!

You will have noticed here that you now have a period of around 3 months where the Blue Thunder energies will continue to be assimilated into your consciousness and for many of you, this will also be a period of very significant healing and growth!



Should you wish to, you may simply wish to take rest here or for those with a stronger appetite for learning, you might like to continue on with your Ascension Pathway in preparation for the Advanced Usui Reiki Master Teacher Level!

As you will soon see from the next level, these Usui Blue Thunder energies will become a very important foundation for the Usui Golden Dome practices as you are shown how to bring these energies together for a very beautiful & uplifting 'dual practice'.

The Usui Golden Dome energies have been received from a very pure and divine source of unconditional and infinite love and will

help to bring about a very dynamic shift in your energetic vibration. These energies will help to bring a dynamic and expansive feeling in your practice and this seems to be in stark contrast to the gentle, and subtle feelings arising from the Usui Reiki Blue Thunder energies.

We look forward to seeing you again for the next level and again, please ensure that you wait a minimum of 3 months from the date of receiving your Usui Blue Thunder attunement.

With Usui Blue Thunder blessings,

**LOVE INSPIRATION &
MAITRI FOUNDATION**



Welcome to
Advanced Usui
Reiki Master



Level 8
Usui Golden Dome



Love Inspiration

Learn • Heal • Awaken

ADVANCED USUI REIKI MASTER
LEVEL EIGHT - USUI GOLDEN DOME



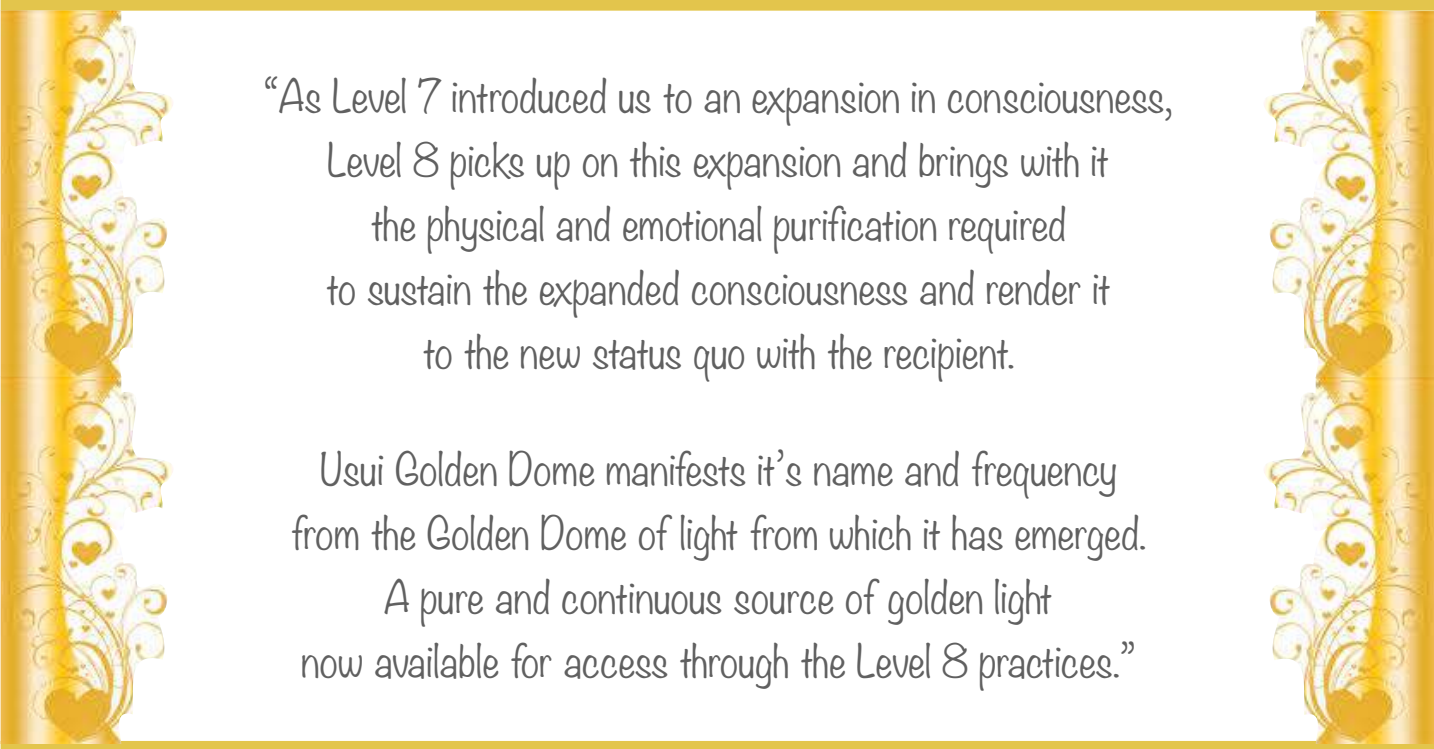
CONTENTS:

Content	Page
1. Introducing Usui Golden Dome	20
2. Instructions For Receiving Your Attunement	21
3. The Usui Golden Dome Healing Practices	22
4. The Syon Cleanse Series	27
5. Final Comments	28

1. INTRODUCING USUI GOLDEN DOME:


With much love, light and peace in our hearts, we welcome you to this final Master Level. Here, you have arrived at a place of infinite love, golden light and divine blessings!

To start with, let us share some introductory information from The Collective which explains the nature and purpose of these Usui Golden Dome energies:



“As Level 7 introduced us to an expansion in consciousness, Level 8 picks up on this expansion and brings with it the physical and emotional purification required to sustain the expanded consciousness and render it to the new status quo with the recipient.

Usui Golden Dome manifests it's name and frequency from the Golden Dome of light from which it has emerged. A pure and continuous source of golden light now available for access through the Level 8 practices.”



After what has now been a significant amount of healing work being done, we can see here that this beautifully expansive and highly dynamic set of energies can now help us to sustain the expanded consciousness as we again open up to another significant wave of healing and purification.

The healing practices at this level are again very simple and easy to connect with (as we will see a little further down) and we will be introducing you to a very special 'dual practice'.

This new practice helps to bring together the energies of both Usui Blue Thunder and Usui Golden Dome into what is a very significant healing force!

We are truly delighted to be able to share these wonderfully expansive energies with you here in the understanding that they can bring a significant amount of love and light into your practices! Go well, with love.



2. INSTRUCTIONS FOR RECEIVING YOUR ATTUNEMENT:

Although you are now very familiar with this attunement format, we will still include the formal process here just in case you would like to remind yourself of any of the steps in how to receive your attunement at this level.

As with all of our attunements, we simply suggest that you open up and receive these energies with much love & gratitude and with an intention to benefit all.

We hope you have a wonderful attunement!



■ 1. Preparation:

Sit or lie down, whichever is more comfortable for you, ensuring that you will not be disturbed for at least 20 minutes. Perhaps you wish to play some soothing or relaxing music, light some candles or burn some incense to create a nice ambience.

■ 2. Invoke the Level 8 attunement:

Invoke the Usui Golden Dome attunement by placing the hands together, fingertips touching in prayer position whilst saying the following:



“With the utmost love & gratitude, I open up to receiving the attunement for Usui Golden Dome. May these energies help to bring benefit to all beings infinitely. Thankyou, thankyou, thankyou.”

Now your attunement will commence and will take around 10 - 15 minutes to finish so please allow for around 20 minutes or so.

■ 3. Closing the attunement:

As always, it is good practice to close our attunement with love and gratitude - you may wish to say something like:



“With love and gratitude, I offer my deepest and sincerest thanks to the Golden Dome energies and to all Higher Consciousness who have helped to bring through these energies to this Earth. May you continue to shower down your love, light & wisdom so that all beings may reach infinite purity, love and peace. Thankyou, Thankyou, Thankyou.”



*You have now completed your
Level 8 attunement!
Congratulations!*



3. THE USUI GOLDEN DOME HEALING PRACTICES:



We wish to pass on our sincerest congratulations for receiving the final Advanced Usui Reiki Master Level attunement for as you will soon realise, the energies being introduced here will certainly help to bring about a very significant amount of healing & purification!



To start with here, let us point out that we will be covering both the self healing practices and the healing others practices here in this one section.

From a self healing perspective, after what has now been a thorough preparation through the Usui Blue Thunder practices, the Usui Golden Dome will now guide you towards clearing away a deeper layer of impurity, imperfection and darkness to help you sustain this new higher energetic frequency & status quo.

As you start opening up to and assimilating these new Usui Golden Dome frequencies into your consciousness, you are indeed being purged of many kinds of energetic debris as you become a brighter and more pure channel for the benefit of all.

As a result of this, you will likely feel many different kinds of healing issues being brought to the surface during this next few months in what will most likely be a very intense period of healing (depending on your own practice & karmic circumstances).

We would therefore suggest here that you be as loving, gentle and kind to yourself as possible during this time!

Should you feel that you are in need of a massage, a facial, a walk down the beach, additional rest & reflection time or perhaps some additional sleep at any time - please be sure to do any or all of these things as they feel necessary for you.

Above all, please be sure to listen to your body with loving kindness in order to give it what it needs during this very significant healing phase!



From a healing others perspective, the Usui Golden Dome practices can now be very easily called on in your healing sessions format, as you can see from the information below from The Collective.

Let us now hear from The Collective as they explain how you can use Usui Golden Dome in your healing & meditation work:

“Similar to Level 7, at Level 8 there is again no symbol but rather the practice again involves saying the sacred name ‘Usui Golden Dome’; (3 times) and intending or tapping the energies into the recipient’s body.



To use most effectively, first use Usui Blue Thunder at the beginning to middle of a healing session, then activate Usui Golden Dome approximately 10 - 15 minutes afterwards. Here, the Golden Dome energies will work alongside the Blue Thunder energies, purifying and healing as the Blue Thunder expands the consciousness.

Together these energies work completely aligned with each other and the recipient’s energy, to manifest a mini-ascension into a higher frequency. The recipient receives great benefit through this dual practice.

3 - 6 months from the attunement should be waited before moving to Level 9.

Here at this level, there is no self healing practice required specifically to complete. You may begin using the Usui Blue Thunder & Golden Dome dual practice as soon as you are ready after your attunement. It may however be wise to complete some of your practice before offering to others, so you understand more about what to expect!

This dual practice is highly advanced and may create deep healing crises, therefore it is recommended to continue using Kotoko on both yourself and others also.

This practice (Level 7 & 8) completes the Advanced Usui Master training. For those wishing to advance to Level 9 - Advanced Usui Reiki Master Teacher, it is advised that along with the 3 - 6 month wait, the dual practice is used extensively. This will be of great benefit when receiving the Level 9 energies.

Dr Mikao Usui and The Collective would formally like to offer their extensive congratulations to all those completing the Advanced usui Reiki Master teachings.

May the light of Usui Reiki continue to bring benefit to all.”

The information that has come through here regarding the healing others practices is quite straight forward and can be very easily brought into your healing sessions format. Please know that both sets of energies will now be drawn into the recipient so that they can be uplifted towards these beautiful ascended states of vibration!



The Usui Blue Thunder & Golden Dome Dual Practice - (Self Healing Practice):

For Marty and Gerry, after reading the above channelled message, they still had some confusion about the self healing practices that were required for this level. As part of the message, The Collective said that no self healing practices were required however as part of this same message, they go on to say that:

***“It is advised that [...] the dual practice is used extensively.
This will be of great benefit when receiving the Level 9 energies.”***

In order to help clarify this, additional guidance was sought during the days following the attunement about how to best work with these practices for self healing. And in the interests of helping you to connect with these energies in the best possible way, please find below the information received.

Firstly, in the three days following the attunement, it was explained that it would be a good idea to connect very intensely with the dual practice i.e. connect with Usui Blue Thunder and Usui Golden Dome for 3 - 4 times per day.

Following this intensive practice, it was then suggested that a daily practice be completed, 1 - 2 times per day, for the duration of this level i.e. for 3 - 6 months.

A summary of the above mentioned self healing practices is given in the table below:

Days	Practice
1	Attunement
2 - 4	For the three days following the attunement, connect with the Dual practice 3-4 times per day
5 +	Dual practice 1-2 times per day for 3 - 6 months

** Note that you are able to offer any ‘healing others’ practices during this time also, after completing an appropriate amount of your own self healing “so you understand more about what to expect” when offering it to others. This is up to your own intuitive guidance!*

When doing the self healing practices, Marty and Gerry were also guided to firstly connect with the Usui Blue Thunder energies for some time before invoking and receiving the Usui Golden Dome energies. By practising in this way, it simply helps both sets of energies to be called on and worked with more effectively as part of the ‘dual practice’.

ADVANCED USUI REIKI MASTER
LEVELS 7 & 8

In order to help clarify this somewhat then, lets now consider an example of how you may wish to connect with this new dual practice in your self healing:

To start with, you may wish to take a few moments to set your intention wisely 'for the benefit of all' and when you feel ready to, invoke the Usui Blue Thunder energies i.e. by saying the sacred name three times.

As these Usui Blue Thunder energies start to flow into your consciousness, you can now choose how long you wish to sit in this space of healing i.e. for 1, 3, 5, 10, 15 minutes etc - as you feel is best for you.

When you feel ready, you can now invoke the more expansive Usui Golden Dome energies by saying it's sacred name three times. And although it is not necessary, you may wish to re-set your healing intention here (or any other stage in between - as you feel guided).

As the Usui Golden Dome energies start to be absorbed and drawn into your consciousness, you may then just sit in this space of love, light & peace for some time. You may also wish to use affirmations, visualisations or other complementary techniques as you open up to both of these beautiful healing energies.

If you do choose to work with affirmations or visualisations during your connection with these energies, please ensure that these are in line with your intentions or help to expand them 'for the highest possible benefit all'.

At this point, both sets of energies will now be working alongside each other and in conjunction with one another to help bring about a very deep and significant healing from within you.

After a few minutes, you will likely feel a wonderfully expansive and outwardly flowing set of energies (depending on the kinds of intentions being set) and you are now able to sit in this space of love, light and peace for the benefit of all.



ADVANCED USUI REIKI MASTER LEVELS 7 & 8

For Marty and Gerry, these Usui Golden Dome energies were unlike any of the Usui Reiki energies that had been received up until this point. And when these new energies are combined with the Usui Blue Thunder practices, they can truly help to create a series of beautiful healing and meditative experiences for you during the coming months ahead.

These energies will also help you to bring many kinds of deep healing issues to the surface so again, please be mindful of this as you go about this next few months.

As we understand it, by connecting with these deeply purifying Master Level energies often, you are helping to create a very significant transformation in your consciousness which will then help connect you with the immensely gratifying Master Teacher energies of Level 9.

And as with all Reiki practices, it is entirely your decision as to how much self-healing work you wish to complete. We do understand that there are often many other life circumstances that need to be factored in when finding a regular practice time and we are sure that you will be divinely guided towards finding the right balance for you in your life.

In both cases i.e. self healing and your healing others work, we would again suggest that you always work with a deeply loving and altruistic intention when working with these Advanced Usui Reiki Master Level energies.

And as part of these teachings, we would also like to continue recommending that you use the Kotoko symbol at the start and end of each session (at a minimum) in order to help alleviate the symptoms of any healing crisis. This will apply to your self healing practices as well as your healing others practices.

We sincerely hope that you enjoy your connection to these wonderfully expansive and love filled golden healing energies and may this beautiful golden light reach all parts of the universe for the infinite benefit of all!



4. THE SYON CLEANSE SERIES:

As an Advanced Usui Reiki Master, it may be helpful for you to know about [The Syon Cleanse Series](#) that Love Inspiration offers. These cleanses are particularly relevant for those moving into higher energetic frequencies and can help to clear away many kinds of obstacles and impurities from within. There are four cleanses in total, each of which are to be completed in sequential order:

- The Syon Cleanse
- The Advanced Syon Cleanse
- The Triple Advanced Syon Cleanse
- The Master Syon Cleanse

Each new set of cleansing energies helps to cleanse and purify at a deeper and more significant level. And as we progress into the Advanced Cleanses, the Guides have also explained that these energies can be invoked on an ongoing basis i.e. to help move old energies & create space for more love & light. In their own words:



“As you progress further on your deep healing pathway your energies will be changing frequently; releasing toxins and old unwanted energies often. It is therefore well recommended to take The Advanced Syon Cleanse periodically as you continue on your healing journey.”

.....

“Do not underestimate the benefit of The Advanced Syon Cleanse as you progress higher and higher on your healing pathway. For you are now reaching levels of great healing and purification and therefore to enable an increased rate of acceleration, cleansing is required.”



At this Advanced Usui Reiki Master Level, we are therefore very happy to share this new information with you about these Divine Cleanses whilst noting that the three Advanced Syon Cleanses will be made available to those who are progressing through the Ascension Pathways. As you continue to move through these beautiful ascension energies, at the right time, you will also be gaining access to these truly wonderful energies for the infinite benefit of all!

The Triple Advanced Syon Cleanse and The Master Syon Cleanse especially are highly effective in cleansing and purifying within a very short period of time. For Marty and Gerry, if they start to feel any kind of healing crisis emerging within them (e.g. as they feel some difficult emotions arising), they like to call on the Master Syon Cleanse energies which then helps to clear away these darker energies very effectively. They believe that this is what the Guides mean by ‘an increased rate of acceleration.’

For those of you who would like to learn more about these cleanses, we invite you to continue moving through the Ascension Pathways and also, you can visit our [Divine Cleansing](#) webpage to start working through The Syon Cleanse.

ADVANCED USUI REIKI MASTER LEVELS 7 & 8

5. FINAL COMMENTS:

We are so delighted and happy that you have reached this penultimate stage of the Advanced Usui Reiki journey. If you would like a certificate for completing Advanced Usui Reiki Master Levels 7 & 8, please click on the link to be taken to our website where you can [download a certificate for this course](#) in PDF format. Simply print it out and fill it in as you wish. Congratulations!

We truly hope that you will enjoy these beautiful dual practices and please know that these energies will now be of great importance for those who wish to continue forwards into the Level 9 Master Teacher practices. The combined Usui Blue Thunder / Usui Golden Dome practice will be helping you to build the necessary energetic foundations for the final energetic uplift of the Advanced Usui Reiki Master Teacher Level so we would like to suggest that you continue this daily practice for the coming 3 - 6 months ahead.

In addition to this, you may also continue receiving more of your Ascension Pathway attunements during this same period of time. By doing both sets of practices in conjunction with one another will surely bring about a vast and significant change in the coming months ahead!

For those of you who may be wishing to learn more about the Advanced Usui Reiki Master Teacher Level - let us quickly provide you with a few highlights. Firstly, you will be gaining access to a very simple and easy technique for consolidating and combining all of the Level 1 - 9 Reiki energies in what is a beautiful expansion and focusing of the Usui Reiki and Advanced Usui Reiki healing energies.

Secondly, you will also gain an additional series of healing tools that include a strengthening of the Kotoko healing energies which will now become very valuable in bringing more peace, healing and light into your meditation practices and into your healing sessions for others.

And of course, the Advanced Usui Reiki Master Teacher Level will also be teaching about how to give attunements for others (for all levels). Here, you will be gaining the ability to attune all levels of the Usui Reiki system (1-3) as well as all levels of Advanced Usui Reiki (4-9) very easily & with much love!


This new Advanced Usui Reiki attunement process from the Level 9 teachings is very simple and easy to learn and you can start passing on the Usui Reiki & Advanced Usui Reiki attunements to others after only 30 days from completing your Level 9 training.

And with all this being said, we are very excited and hopeful that you will continue on into the final Advanced Usui Reiki Master Teacher Level and start sharing these beautiful energies with our divine and love filled blessings!

For now, we wish many happy and love filled experiences whilst connecting with the Usui Golden Dome energies and for your forwards journey with your chosen Ascension Pathway. May these energies help to bring about much expansion, growth and inner transformation as you prepare for your next step forwards into the light!

With Divine Usui Blessings,

**LOVE INSPIRATION &
MAITRI FOUNDATION**





WOULD YOU LIKE TO HELP?

You have received these energies and teachings freely and with love due to the humble and altruistic grace of our donors, sponsors, teachers & translators. If you have enjoyed these energies and would like to help make them continually and freely available for others to heal, grow and awaken from, we lovingly invite you to help in the following ways:

- ♥ [MAKE A DONATION](#)
- ♥ [SPONSOR AN EBOOK](#)
- ♥ [HELP US FUNDRAISE](#)
- ♥ [DONATE A HEALING SESSION](#)
- ♥ [DONATE A REIKI EVENT](#)
- ♥ [SHARE WITH OTHERS](#)
- ♥ [TRANSLATE FOR OTHERS](#)
- ♥ [BECOME A TEACHER](#)
- ♥ [WRITE A TESTIMONIAL](#)
- ♥ [HELP US IMPROVE](#)

Your help enables Love Inspiration to continue offering ebooks and courses freely for the infinite benefit of all.

Blessings & Thankyou,
LOVE INSPIRATION & MAITRI FOUNDATION

ADVANCED USUI REIKI MASTER
LEVELS 7 & 8

FOR THE INFINITE BENEFIT OF ALL
May all beings be liberated from suffering.